

Jubilee celebrations and The Queen's Green Canopy, Page 2



RMP visits FS2 and Year 1, Page 3



Booktrust Pyjamarama, Page 6



Sports Update, Pages 11 & 12



## Jubilee Celebrations



In 2022, Her Majesty the Queen became the first British Monarch to celebrate a Platinum Jubilee after 70 years of service.

To celebrate Her Majesty the Queen's Platinum Jubilee, children across the whole school had a 'street party' styled big brunch session by the reflection garden as the UK has a long history of organised street parties to celebrate national events. The children all wore either red, white, blue or purple clothing to match the colours of the Union Flag and the colour of the Jubilee.



At the end of the brunch session, the beacon was lit as a part of the UK's tradition of celebrating Royal Jubilees and special events through beacon lighting.

As a part of the Jubilee celebrations, the children also had an exciting week of learning about countries in the commonwealth. All the classes made display boards about the countries they have been learning which are proudly displayed along the main corridor by the reflection garden.





# The Queen's Green Canopy

The Queen's Green Canopy is a unique tree planting initiative created to mark Her Majesty's Platinum Jubilee in 2022 which invites people from across the UK to "Plant a Tree for the Jubilee". We are very thankful for the help of many families in Hornbill who purchased and planted their trees to support our Queen's Green Canopy and the extension of our Jungle School area. Over the coming years, the current and future pupils of Hornbill School will protect this area as it grows and develops.

The planting of a small sapling means that children can experience the development of our canopy, they can map its growth and watch as it matures. For some children, when they return to Brunei in future years, they will be able to pick out their own tree and tell others that they planted it.







# RMP visits FS2 and Year 1!

What would you like to be when you grow up?


Firefighter, Designer, Builder, Marine Biologist, Teacher, Mum or Police Officer?

The Royal Military Police (RMP) visited with Year 1 to share information about what they do at work. They showed us their tools; handcuffs, batons and body armour vests. We observed fingerprints and looked at the patterns created from a shoe print. All our questions were answered and we thoroughly enjoyed our visit with the RMP officers!





# Great Learning doesn't always have to come from the classroom!



"To Corporal Rajesh and his team, Thank you for visiting us on that very special Thursday. I loved the presentation on the kit and weapons from then versus now. I loved putting on the kit and a gas mask. I loved when I got to see how people's kit and weapons have changed over time."  
- Llewellyn, Year 5 Gecko

"Thank you so much Corporal Rajesh and his team for coming to show us the weapons and other things! I really enjoyed it when we tried the guns. It was also a bit surprising when I saw the guns! And the army food looked delicious."  
- Neoma, Y5 Gecko

"I just want to say an enormous thanks to Corporal Rajesh and his team for coming to Hornbill School and showing off their gear and weapons. They created a whole presentation for the whole of Year 5 which I am very grateful for because I learnt a lot about the past and present."  
- Samuel, Y5 Gecko

"To Corporal Rajesh and his breathtaking team I just want to say a huge thank you to you and your team you have come into to you and your team you have come into Hornbill School and show off their weapons and gear just for us to learn about today's soldiers. I learned a plethora of facts about the past and present."  
- Nulam, Y5 Gecko

"To corporal Rajesh and his team Thank you a lot for coming to our school to teach us about some things that we didn't know about. It was very interesting and it was a lot of fun trying out the tools and gadgets, the armour looked really cool."  
- Kaera, Y5 Gecko

"Thank you so much Corporal Rajesh for visiting our school and showing us some very cool weapons like pistols and more."  
- Nuhang, Y5 Gecko







"My favorite thing you talked about was the guns and I found it amazing how heavy they were. The machine gun was massive and I think it would be very loud."  
- Matthew, Y5 Otter

"We really learnt many stuff about guns, kits etc from the olden days compared to now. I got to hold a real machine gun and it was amazing!"  
- Lakeer, Y5 Otter

"We got to use a WW2 radio, try out the web kit and hold a Machine gun and pistols."  
- Darcey, Y5 Gecko

"It was extremely fun to try out the immense gears and weapons. The ration food pack looked tasty, and the sleeping bag was super comfy. I could sleep in there for ages."  
- Ashlyn, Y5 Otter

"The guns and the body armour was just so cool! I loved that session so much!"  
- Sweekar, Y5 Otter

"We loved your 'then and now.' presentation!"  
- Samarth, Y5 Otter







# Pyjama Rama



This year, the children in Hornbill took part in BookTrust's 'Pyjamarama' fundraising event. BookTrust is the UK's largest children's reading charity, and Pyjamarama is an event where children are invited to come to school in their pyjamas all day long and celebrate the joys of reading and sharing stories with friends. As a part of the special celebrations, children across all year groups had a fantastic Pyjamarama day taking part in a number of reading-related activities throughout the day, including sharing stories whilst enjoying a cup of hot chocolate.

After a wonderful day of celebrating reading and bedtime stories, we managed to raise an amazing amount of \$443.90 (and 5p) for BookTrust's Pyjamarama 2022 event. This contribution will help to raise funds for BookTrust to purchase books which help to ensure that no child misses out on their bedtime story.





# Our Creative Community - Art Update

By: Art Leader, Simon Brown

**A lot of wonderful creativity is in action across all year groups. Here's a flavour of what each year group has been doing!**

## **FS 2** Dream Catchers

FS2 have used a variety of materials to create their own 'Dream Catchers'. This involved making bead strings, sewing around the edge of a felt shape and weaving. It was great to see these learners using their hands in these different ways, handling materials with varied textures, sizes and shapes. The outcomes are really stunning and so interesting to look at.






Linking in with **Year 1's** learning pathway, 'Our Local Environment', the children focused on observing the lines of buildings and structures. From this they carried out various observational drawings. Using these drawings, the children used their fingers and hands to mould wet shredded paper into the shape of their chosen local building or structure. Once the paper had dried out, paint was used by the children to add colour. It was then cut out to be stuck onto a background. The children explored blending paint to create a stunning background to represent either the bright blue Bruneian skies or the beauty of a Bruneian sunset.



**Year 2** have been cumulatively creating their own art gallery of inspiration. Works of art within their galleries are based on a

study of four artists: Bridget Riley, Sonia Delauney, Joan Miro and Jackson Pollock. Exploring the individual style of each of these artists, Year 2 learners were then able to create their own artwork inspired by what they had discovered. To house these wonderful works of art, they then created their own 3D gallery and displayed them with pride.



**Year 3** completed the Viking Shields that they had begun work on in Term 2. Now painted and decorated with patterns, these are incredibly eye-catching and also give the impression of the strength needed for Viking combat. Moving on to a new artistic learning journey, Year 3s are currently exploring the work of the great artist Picasso. Inspired by his ability to creatively portray faces from a different perspective, Year 3 are creating their own Picasso-style face portraits. These will be both colourful and quirky, just as Picasso did himself!





**Year 4** completed an exploration of Tamara Madden's work, creating their final outcome pieces which achieved, like Madden, the ability to use a variety of materials within one portrait for a striking effect. Continuing to focus on the way in which artists can portray human emotion without the need for defined skin tone, Year 4 engaged in printing, using styrofoam, portraits of themselves which showed very clearly defined expressions of emotion with a background of multiple layered colours.




**Year 5** were excited to complete their alien heads, a project which took them from an initial design to a wonderful 3D sculpture, painted with varied tones and decorated with some additional materials including wool and sequins. They really are sculptures to be proud of, each with their own characteristics and out-of-this-world quality.





Moving onto a new learning pathway, World War 2, Year 5 have been exploring the juxtaposition of 'Home and Away' during that period of history. After exploring images of 1940s life both at 'home' and on the front line, learners have created a dual-focus drawing, comparing these two aspects. Some have taken vehicles as their design stimulus, others clothing, weaponry, gardening and so on.

After using drawing pencils to sketch out the outline of their image, they have been using coloured pencils and watercolours to add colour and detail.



**Year 6** began the term by completing the final touches needed for their Chinese banners. These look fantastic and are an excellent testament to the gentle brushstrokes of the ancient Chinese artists who inspired them.

As the Year 6 children are ending their time at Hornbill School, they began to create a lasting memory of their time as learners in Brunei – a Hornbill sculpture. Exploring the various stances of hornbills, both in flight and stationary, wings spread and tucked in, the learners selected a stance to take forward into a sculpture. Starting with newspaper, art straws and tape, the initial body structure was created. It was then strengthened by the addition of a layer of Modroc. Using acrylic paint, the shiny black of the hornbill's feathers was completed.





# Raise the Banner

by Art Leader, Simon Brown

Following the successful creation of two banners which are proudly displayed in the Multi-Purpose Hall, it was time to create a third one. The first banner displays the message, 'We are the children of Hornbill School.' The second displays the message, 'Once a Hornbiller, always a Hornbiller.' This third banner shares our school vision: 'Powerful Hornbillers are positively engaged citizens.'

During the third term of the last academic year, learners from Years 4, 5 and 6 signed up for the ELO 'Raise the Banner'. During the sessions, the children designed figures to surround the wording and then made these figures using felt. The felt figures were sewn, along with the lettering, onto the banner. It will soon join the other banners in the Multi-Purpose Hall and will be enjoyed by all as they spend time in this learning space for CLT, singing time, badge assemblies and other learning opportunities. Well done to all those learners involved in creating this wonderful piece of shared artwork.



## COMMUNITY ART LEGACY PROJECT

by Art Leader, Simon Brown

As we prepare to say goodbye to many members of our Hornbill community, we begin to consider the importance of the legacy each valued member of our community has brought to our learning environment. To create a long-lasting legacy of the time these learners have spent at Hornbill School, I devised a creative community art legacy project.

Each learner was asked to create a design to fit within a 10 x 10cm square. The design brief shared was to think about favourite aspects of life in Brunei and at Hornbill School, whilst also considering the momentous Queen's Platinum Jubilee. Each learner from FS1 to Year 6 created their own design with a fantastic array of ideas emerging. These include favourite animals, buildings and landmarks, hobbies, flowers and trees and many more. Each design is being burned onto a square tile of wood. This creative skill is called 'pyrography'. Once the design has been burned on to

the wood, it will be varnished and then added to a revolving cuboid – one of 16 – which will become a fantastic structure in our school grounds. All members of our community will be able to look at, touch, revolve and enjoy the structure, which all together will include 320 unique legacy designs.



Well done to all learners for their creative designs and I look forward to unveiling the final piece and to see it enduring as a feature of our environment for many years to come.







# Learning to Learn Building Learning Powers

## Focus on: **Community, Citizenship and Metacognition** by Learning Leader: Joanna Brown

As we draw closer to the end of the academic year, we are considering the way in which our 3 core drivers (**Community**, **Citizenship** and **Metacognition**) are so very important for transitions to new learning environments. For every Hornbiller, changes are soon to come, whether that be to a new country, a new school or a new class.

### **Community:**

A sense of community and belonging is really important for our wellbeing. We've been discussing, in our CLT sessions, the way in which our sense of community can feel a little wobbly when our living and learning environment changes. We have new names to learn, new routines to get used to, new places to become familiar with and new resources to find. We've discussed how our learning powers can help with this and decided that Max's communication and Hector's curiosity are key as we use speaking and listening to ask the questions needed to find things out. Chris's courage featured highly as well as Dixie's resilience as we get to know a new environment.

### **Citizenship:**

With a new environment and a new community come new people...people who will, we hope, become new friends. Our core driver, citizenship, is so important when we are meeting new people and forming new relationships. We have investigated the way that our citizenship values are used when we meet and get to know people. The values we have focused on are: concern, care, celebration, courtesy and co-operation. By using these values we will be good citizens of our new community. We've considered the way in which being a good citizen helps us to make friendships and encourages people to want to be with us. We think that we will need all of our different learning powers to be good citizens but perhaps

most particularly Max's communication, Chris' courage, Gerald's energy and Hope's reflection.

**Metacognition** - being aware of our own thinking


Powerful Hornbillers are ready to take their learning skills to any new environment. When we are able to think and talk about our learning, using the language of our learning powers, we can be really ready to face new challenges. Even if we are no longer at Hornbill School, we can still keep in mind our Hornbill learning powers and the animals we have used to represent them... in fact, they will be useful throughout the whole of our lives, in all environments.

So, we should all continue to remember our vision: Powerful Hornbillers are positively engaged citizens. I hope that wherever your learning journey takes you next, that you take our core drivers with you and put them into practice. I feel very confident that they will be very valuable in your future experiences.



Hornbill School Learning  
Power Animals

**POWERFUL HORNBILLERS ARE POSITIVELY  
ENGAGED CITIZENS.**





# SPORT UPDATE



## Year 3 Swimming Gala

We ended our block of swimming with our first swimming gala of the year. Another great morning of school sport saw our swimmers showing off their swimming skills in a variety of races in front of their parents. From freestyle races to big float team races, the children competed admirably and with lots of smiles on their faces.

In a highly competitive event, the green team narrowly beat the red and blue teams to earn the right to lift the Swimming Gala trophy in front of their delighted parents.

## Year 2 Swimming Gala

Another day, another swimming gala - this time the turn of our Year 2 superstars!

Another great set of fans (parents) turned out to cheer on our super swimmers who demonstrated superb water confidence and swimming skills in a variety of races!

The radical red team were victorious today and were just slightly ahead of our blue and green teams!

Well done to all of our fabulous Year 2 children and a huge thank you to all the parents who helped make it a special occasion for the children.





## Cross Country

Our fantastic runners in FS2 - Y6 were fabulous athletes in our Cross Country events.

It was our first event with parents cheering us on since our Covid-19 journey began. We loved seeing so many supportive mums and dads cheering all the children on!

We were so proud of every child who tried their best and performed in front of a rather awesome crowd who whooped and cheered the children around the course!

We are very thankful of support from the parents and family members who brought such a positive energy to the event.

